


M-Series

Shell Mill Style with 0° Lead Postive Rake 3/8" I.C.



Cut Dia. 'A'	Catalog #	Insert	# of Inserts	Shank	Bore 'B'	Drive Slot 'C'	Nest	Nest Screw	Insert Screw	Adjusting Screw
2"	M-SPR-2-TP3-0-3W(3)	TPGH-322	3	3/4" Weldon	-	-	MTP3-0	16288	TX-0832-3	10326-A
	M-SPR-2-TP3-0-5W(3)			1.25" Weldon	-	-				
	M-SPR-2-TP3-0-B(3)			R8	-	-				
3"	M-SPR-3-TP3-0-4(5)		5	-	1"	3/8"				
4"	M-SPR-4-TP3-0-5(5)			-	1.25"	1/2"				
5"	M-SPR-5-TP3-0-6(6)			-	1.5"	5/8"				
6"	M-SPR-6-TP3-0-8(8)			-	2"	3/4"				
8**	M-SPR-8-TP3-0-10(10)			-	-	-				
10**	M-SPR-10-TP3-0-10(12)		-	-	2.5"	1"				

Shell Mill Style with 1° Lead Postive Rake 1/2" I.C.



Cut Dia. 'A'	Catalog #	Insert	# of Inserts	Shank	Bore 'B'	Drive Slot 'C'	Nest	Nest Screw	Insert Screw	Adjusting Screw
2"	M-SPR-2-SP4-1-3W(3)	SPGH-433	3	3/4" Weldon	-	-	MSP4-1	16288	TX-0832-3	10326-A
	M-SPR-2-SP4-1-5W(3)			1.25" Weldon	-	-				
	M-SPR-2-SP4-1-B(3)			R8	-	-				
3"	M-SPR-3-SP4-1-4(5)		5	-	1"	3/8"				
4"	M-SPR-4-SP4-1-5(5)			-	1.25"	1/2"				
5"	M-SPR-5-SP4-1-6(6)			-	1.5"	5/8"				
6"	M-SPR-6-SP4-1-8(8)			-	2"	3/4"				
8**	M-SPR-8-SP4-1-10(10)			-	-	-				
10**	M-SPR-10-SP4-1-10(12)		-	-	2.5"	1"				

Shell Mill Style with 15° Lead Postive Rake 1/2" I.C.




Cut Dia. 'A'	Catalog #	Insert	# of Inserts	Shank	Bore 'B'	Drive Slot 'C'	Nest	Nest Screw	Insert Screw	Adjusting Screw
2"	M-SPR-2-SP4-15-3W(3)	SPGH-433	3	3/4" Weldon	-	-	MSP4-15	16288	TX-0832-3	10326-A
	M-SPR-2-SP4-15-5W(3)			1.25" Weldon	-	-				
	M-SPR-2-SP4-15-B(3)			R8	-	-				
3"	M-SPR-3-SP4-15-4(5)		5	-	1"	3/8"				
4"	M-SPR-4-SP4-15-5(5)			-	1.25"	1/2"				
5"	M-SPR-5-SP4-15-6(6)			-	1.5"	5/8"				
6"	M-SPR-6-SP4-15-8(8)			-	2"	3/4"				
8**	M-SPR-8-SP4-15-10(10)			-	-	-				
10**	M-SPR-10-SP4-15-10(12)		-	-	2.5"	1"				

- Left-handed available
- Wedge-lock designs available
- Nests can be adapted to hold your insert




M-Series

Shell Mill Style with 30° Lead Postive Rake 1/2" I.C.




Cut Dia. 'A'	Catalog #	Insert	# of Inserts	Shank	Bore 'B'	Drive Slot 'C'	Nest	Nest Screw	Insert Screw	Adjusting Screw
2"	M-SPR-2-SP4-30-3W(3)	SPGH-433	3	3/4" Weldon	-	-	MSP4-30	16288	TX-0832-3	10326-A
	M-SPR-2-SP4-30-5W(3)			1.25" Weldon	-	-				
	M-SPR-2-SP4-30-B(3)			R8	-	-				
3"	M-SPR-3-SP4-30-4(5)		5	-	1"	3/8"				
4"	M-SPR-4-SP4-30-5(5)		5	-	1.25"	1/2"				
5"	M-SPR-5-SP4-30-6(6)		6	-	1.5"	5/8"				
6"	M-SPR-6-SP4-30-8(8)		8	-	2"	3/4"				
8**	M-SPR-8-SP4-30-10(10)		10	-	-	-				
10**	M-SPR-10-SP4-30-10(12)		12	-	2.5"	1"				

Shell Mill Style with 45° Lead Postive Rake 1/2" I.C.



Cut Dia. 'A'	Catalog #	Insert	# of Inserts	Shank	Bore 'B'	Drive Slot 'C'	Nest	Nest Screw	Insert Screw	Adjusting Screw
2"	M-SPR-2-SP4-45-3W(3)	SPGH-433	3	3/4" Weldon	-	-	MSP4-45	16288	TX-0832-2	10326-A
	M-SPR-2-SP4-45-5W(3)			1.25" Weldon	-	-				
	M-SPR-2-SP4-45-B(3)			R8	-	-				
3"	M-SPR-3-SP4-45-4(5)		5	-	1"	3/8"				
4"	M-SPR-4-SP4-45-5(5)		5	-	1.25"	1/2"				
5"	M-SPR-5-SP4-45-6(6)		6	-	1.5"	5/8"				
6"	M-SPR-6-SP4-45-8(8)		8	-	2"	3/4"				
8**	M-SPR-8-SP4-45-10(10)		10	-	-	-				
10**	M-SPR-10-SP4-45-10(12)		12	-	2.5"	1"				

Shell Mill Style with Round Inserts Postive Rake 1/2" I.C.



Cut Dia. 'A'	Catalog #	Insert	# of Inserts	Shank	Bore 'B'	Drive Slot 'C'	Nest	Nest Screw	Insert Screw	Adjusting Screw
2"	M-SPR-2-RP4-0-3W(3)	RD-8C	3	3/4" Weldon	-	-	MRD8	16288	TX-0832-4	10326-A
	M-SPR-2-RP4-0-5W(3)			1.25" Weldon	-	-				
	M-SPR-2-RP4-0-B(3)			R8	-	-				
3"	M-SPR-3-RP4-0-4(5)		5	-	1"	3/8"				
4"	M-SPR-2-RP4-0-5(5)		5	-	1.25"	1/2"				
5"	M-SPR-2-RP4-0-6(6)		6	-	1.5"	5/8"				
6"	M-SPR-2-RP4-0-8(8)		8	-	2"	3/4"				
8**	M-SPR-2-RP4-0-10(10)		10	-	-	-				
10**	M-SPR-2-RP4-0-10(12)		12	-	2.5"	1"				

*Cutters are 2 3/8" thick and supplied with 4.00" bolt circle